
Product name:	Sox-9 (phospho Ser181) Rabbit Polyclonal Antibody
Cat number:	ABN05456
Conjugate:	Unconjugated
Size:	100ul
Clone:	POLY
Concentration:	1mg/ml
Host:	Rabbit
Isotype:	IgG
Immunogen:	The antiserum was produced against synthesized peptide derived from human SOX-9 around the phosphorylation site of Ser181. AA range:147-196
Reactivity:	Human,Mouse
Applications:	WB 1:500-1:2000,IHC 1:100-1:300,ICC/IF 1:200-1:1000,ELISA 1:5000-1:10000
Molecular Weight:	65kDa
Purification:	Affinity purification
Form:	liquid
Buffer:	Liquid in PBS containing 50% glycerol, 0.5% protective protein and 0.02% New type preservative N.
Storage:	Store at 4°C short term. Aliquot and store at -20°C long term. Avoid freeze/thaw cycles.
Synonyms:	SOX9; Transcription factor SOX-9
Source:	Rabbit
Background:	<p>SRY-box 9(SOX9) Homo sapiens The protein encoded by this gene recognizes the sequence CCTTGAG along with other members of the HMG-box class DNA-binding proteins. It acts during chondrocyte differentiation and, with steroidogenic factor 1, regulates transcription of the anti-Muellerian hormone (AMH) gene. Deficiencies lead to the skeletal malformation syndrome campomelic dysplasia, frequently with sex reversal. [provided by RefSeq, Jul 2008],disease:Defects in SOX9 are the cause of campomelic dysplasia (CMD1) [MIM:114290]. CMD1 is a rare, often lethal, dominantly inherited, congenital osteochondrodysplasia, associated with male-to-female autosomal sex reversal in two-thirds of the affected karyotypic males. A disease of the newborn characterized by congenital bowing and angulation of long bones, unusually small scapulae, deformed pelvis and spine and a missing pair of ribs. Craniofacial defects such as cleft palate, micrognathia, flat face and hypertelorism are common. Various defects of the ear are often evident,</p>

For Research Use Only

IMMUNOLOGICAL SCIENCES

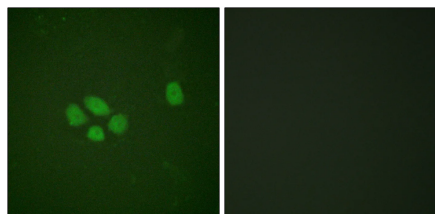


affecting the cochlea, malleus incus, stapes and tympanum. Most patients die soon after birth due to respiratory distress which has been attributed to hypoplasia of the tracheobronchial cartilage and small thoracic cage.,function:Plays an important role in the normal skeletal development. May regulate the expression of other genes involved in chondrogenesis by acting as a transcription factor for these genes.,similarity:Contains 1 HMG box DNA-binding domain.,

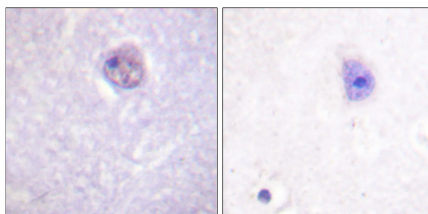
For Research Use Only

IMMUNOLOGICAL SCIENCES


Web-site: <https://immunologicalsciences.com> - E-mail: info@immunologicalsciences.com



Immunofluorescence analysis of A549 cells, using SOX-9 (Phospho-Ser181) Antibody. The picture on the right is blocked with the phospho peptide.



Immunohistochemistry analysis of paraffin-embedded human brain, using SOX-9 (Phospho-Ser181) Antibody. The picture on the right is blocked with the phospho peptide.



Western blot analysis of lysates from 293 cells treated with PBS 60', using SOX-9 (Phospho-Ser181) Antibody. The lane on the right is blocked with the phospho peptide.

For Research Use Only
IMMUNOLOGICAL SCIENCES